

Marine Genset LMG series



MAINTENANCE


In order to simplify its maintenance, the generator has been designed with all the controls and engine parts which require routine maintenance on only one side. It is sufficient to remove only one side of the canopy to carry out all maintenance operations.

NOISELESS ENERGY

The shield, built in fiberglass with neoprene clothing and cavity, reduces noticeably the noise.

EASY INSTALLATION

The gen-set is supplied with pre-mounted external rubber mounts and it is only necessary to fix them to the boat structure with special screws. For the electrical cable, sea water pipes and exhaust, you will find special openings and plugs in the housing.



INNOVATIONS

AUTOMATIC SECURITY STOP

In order to avoid serious damage to the engine, a special safety shutdown device stops the engine in case of overload, high temperature of the water cooling and low oil pressure.

INCLINATION

When the boat has to sail heeled, the generator set has to continue working in order to guarantee the necessary power to the electrical system on board. The gen-set can work constantly with lateral or longitudinal inclination of 25° and intermittently with 30°.

ASSISTANCE NETWORK

Lombardini Marine has a dealer and service network which covers Europe and the rest of the world wherever pleasure boats are operating.

An efficient spare parts department ships parts and accessories anywhere in the world.

LMG 4000/6000



ENGINE

The LMG 4000/6000 are equipped with the Lombardini 15 LD, single-cylinder, four-stroke diesel engine, known for its compactness and lightness thanks to the crank case and cylinder head in aluminium and the air cooling system.

ALTERNATOR

On models LMG 4000/6000 the alternator is a synchronous type without brushes with the windings on the stator. The wave shape allows the safe utilization of the most sophisticated electronic equipment and a good input to the battery charger.

COOLING

A characteristic of the LMG 4000/6000 is the generator set is the air-water cooling system with radiator. The sea water cools the oil as well as the external walls of the alternator's stator and the inlet air.

NEW!



REMOTE CONTROL BOX

The generator set is supplied with a remote control box and 10 m of plug-in cable. An automatic shutdown operates in case of oil pressure and water temperature failure, warning lights indicate high water temperature, low oil pressure.

A display indicates output voltage, output current, engine battery low voltage and runtime hours.

On request an additional control box is also available.

LMG 9000/14000/18000



ENGINE

The models LMG 9000/14000/18000 are equipped with the FOCS (fully overhead controlling system) series engines, known for their compactness, low noise, low pollution emissions and absence of vibrations.

ALTERNATOR

The alternator is a synchronous type without brushes with the windings on the stator. Thanks to the AVR system the delivered voltage is constant between zero and the rated output .

COOLING

The FULL WATER cooling system includes both the engine and the alternator; the sea water cools, through a special circuit, the fresh water in the engine, the oil and the external walls of the alternator's stator.

NEW!



REMOTE CONTROL BOX

The generator set is supplied with a remote control box and 15 m of plug-in cable. An automatic shutdown operates in case of oil pressure and water temperature failure, warning lights indicate high water temperature, low oil pressure.

A display indicates output voltage, output current, engine battery low voltage and runtime hours.

On request an additional control box is also available.



LMG 4000

QUICK SPECIFICS

4 kVA	3.2 @ 3000 rpm* kW
-----------------	------------------------------

230 V	50 Single phase Hz
-----------------	------------------------------

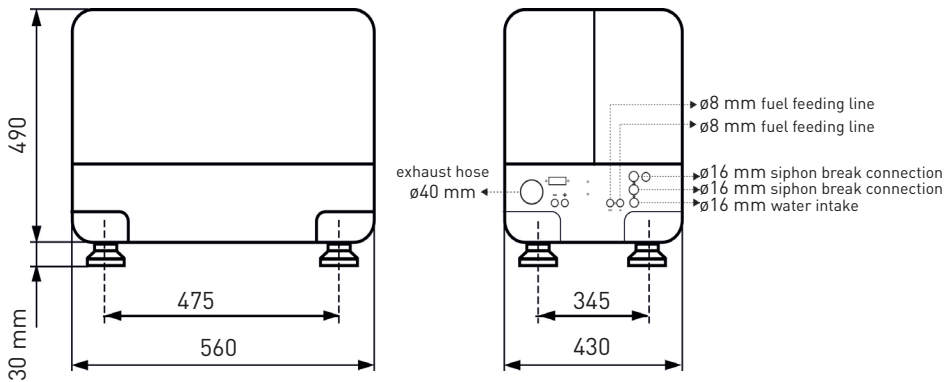
4 kVA	3.2 @ 3600 rpm* kW
-----------------	------------------------------

120 V	60 Single phase Hz
-----------------	------------------------------

*Power curve - ISO 3046 -IFN

DATA

DIMENSIONS (mm)



LMG 6000

QUICK SPECIFICS

6 KVA	5 @ 3000 rpm * kW
-----------------	-----------------------------

230 V	50 Single phase Hz
-----------------	------------------------------

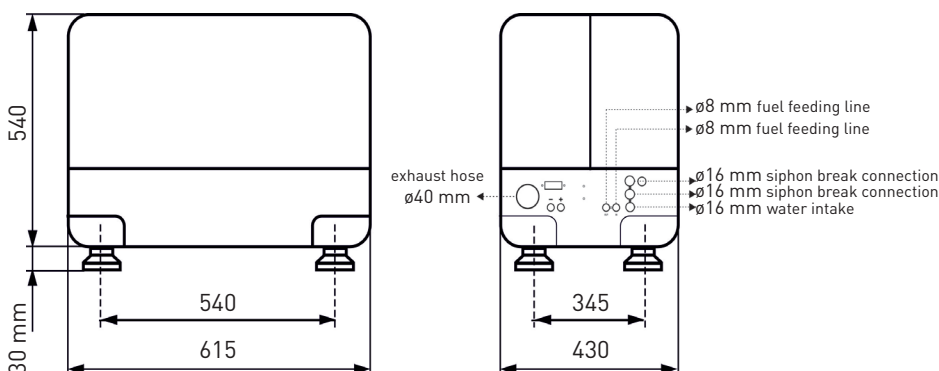
6 kVA	5 @ 3600 rpm * kW
-----------------	-----------------------------

120 V	60 Single phase Hz
-----------------	------------------------------

*Power curve - ISO 3046 -IFN

DATA

DIMENSIONS (mm)



LMG 9000

QUICK SPECIFICS

10 | **8** @ 3000 rpm *
kVA | kW

400/230 | **50** Three-phase
V | Hz

10 | **8** @ 3000 rpm *
kVA | kW

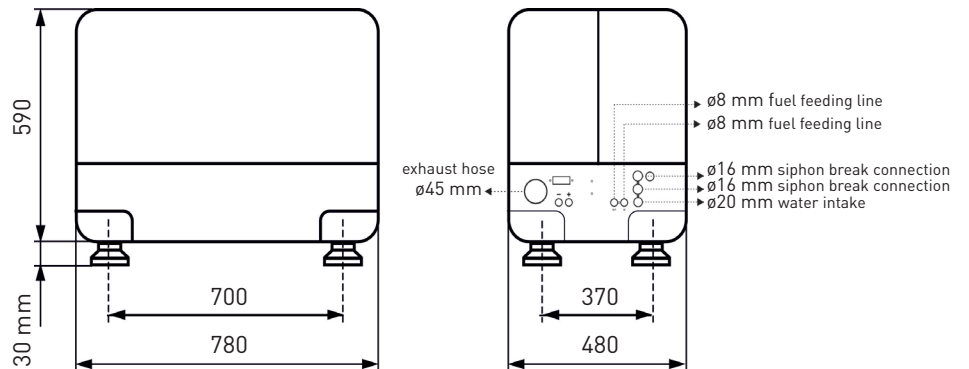
230/120 | **50** Single phase
V | Hz

*Power curve - ISO 3046 -IFN



DATA

DIMENSIONS (mm)



LMG 14000

QUICK SPECIFICS

15 | **12** @ 3000 rpm *
kVA | kW

400/230 | **50** Three-phase
V | Hz

15 | **12** @ 3000 rpm *
kVA | kW

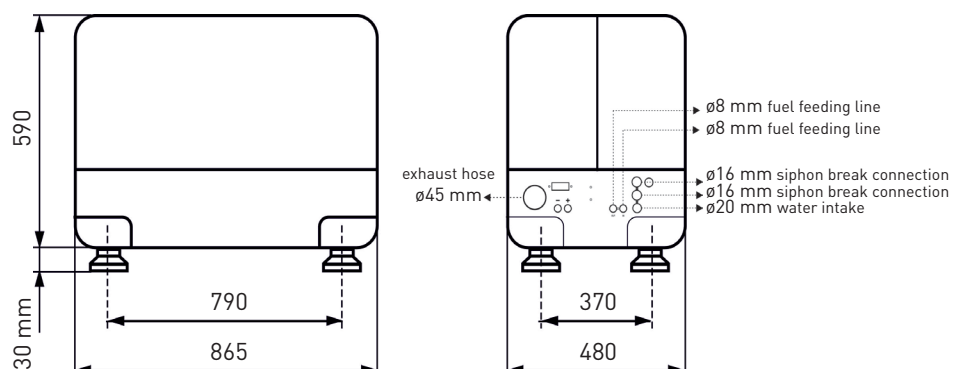
230/120 | **50** Single phase
V | Hz

*Power curve - ISO 3046 -IFN



DATA

DIMENSIONS (mm)





LMG 18000

QUICK SPECIFICS

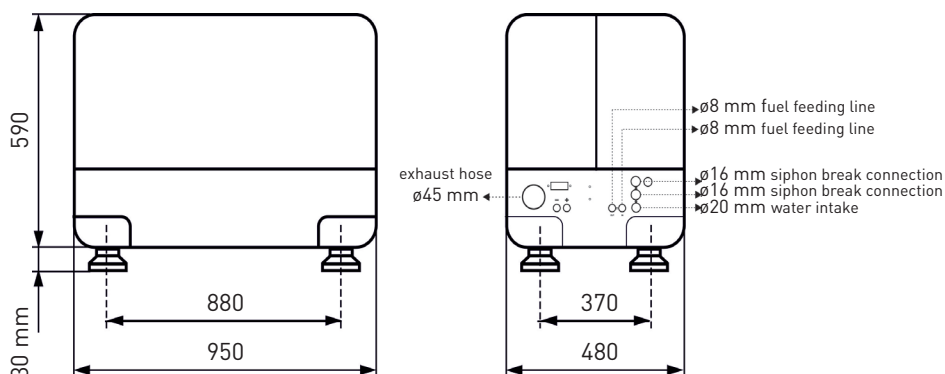
20 | **16** @ 3000 rpm *
KVA | kW

400/230 | **50** Three-phase
V | Hz

*Power curve - ISO 3046 -IFN

DATA

DIMENSIONS (mm)



TECHNICAL SPECIFICATIONS

Model		LMG 4000	LMG 6000
Technical specifications	Engine model	15 LD 350S	15 LD 440
	N° cylinders - Displacement	1 - 349 cc	1 - 442 cc
	Continuous mechanical power	4.9 kW @ 3000 rpm 4.9 kW @ 3600 rpm	7.4 kW @ 3000 rpm 7.4 kW @ 3600 rpm
Performance	Starting and stop system	Electrical, 12 V with remote control box	
	Alternator type	Synchronous, brushless, water-cooled	
	Cooling	Water, through stainless steel heat exchanger jacket	
	Continuous electrical power	4 kVA / 3,2 kW @ 3000 rpm 4 kVA / 3,2 kW @ 3600 rpm	6 kVA / 5 kW @ 3000 rpm 6 kVA / 5 kW @ 3600 rpm
	Voltage*	Single phase 230 V-50 Hz - Single phase 120 V-60 Hz	
	Battery charger voltage	12 V - 10 A	
	Remote control box	•	•
	Weight (soundproof hood included)	90 kg	110 kg

Model		LMG 9000	LMG 14000	LMG 18000
Technical specifications	Engine model	LDW 702 MG	LDW 1003 MG	LDW 1404 MG
	N° cylinders - Displacement	2 - 686 cc	3 - 1028 cc	4 - 1372 cc
	Continuous mechanical power	11 kW @ 3000 rpm	18 kW @ 3000 rpm	22.5 kW @ 3000 rpm
Performance	Starting and stop system	Electrical, 12 V with remote control box		
	Alternator type	Synchronous, with brushes and AVR, water-cooled		
	Cooling	Water, trough aluminum heat exchanger jacket		
	Continuous electrical power	10 kVA / 8 kW	15 kVA / 12 kW	20 kVA / 16 kW
	Voltage*	Three phase 400 V/230V-50 Hz Single phase 230/120V- 50 Hz	Three phase 400 V/230V-50 Hz Single phase 230/120V- 50 Hz	Three phase 400 V/230V-50 Hz
	Battery charger voltage	12 V - 10 A		
	Remote control box	•	•	•
	Weight (soundproof hood included)	178 kG	200 kG	224 kG

*Single-phase outputs can be derived by dividing, for each phase, one-third of the rated power.



Lombardini Marine is a division of Lombardini s.r.l., part of Kohler Group.

Lombardini has manufacturing facilities in Italy, Slovakia and India and sales subsidiaries in France, Germany, UK, Spain and Singapore.

Kohler/Lombardini reserves the right to make modifications without prior notice.

www.lombardinimarine.com

SALES OFFICE

Lombardini Marine

Via Cav. del lavoro

A. Lombardini n° 2

42124 Reggio Emilia, Italia

T. +39 0522 934598

F. +39 0522 935343

e-mail: sales@lombardinimarine.com